

Solar Vision

OFF THE GRID SOLAR-POWERED LIGHTING.

THIS SOLAR VISION POLE™ SOAKS UP THE SUN!

Fixture - Aria

- 50 Watt LED Lighting.
- 60,000 Hours of Operation.
- Type III and Type V IES Patterns.

Solar Vision Pole™

- Durable, Wraparound Flex Solar Panels Eliminate the Need for Unsightly Wings.
- Variable-setting Timer Includes Dusk-On/Dawn-Off.
- Max. Power (Pmax): 68 Watts.
- Voltage at Pmax (Vmp): 16.5 Volts.
- 12 Volt DC Operation.

Base

- Decorative Steel.
- Houses 4 Rechargeable Gel Batteries.
- Hinged Door w/ Tamper-proof Screws.

Batteries

- 6-Hour Charge Powers a Night's Use.
- 40 Hours of Illumination.
- Each Battery: 12VDC, 30.5Ah.
- Solar Controller Protects Batteries From Over/Under Charging.

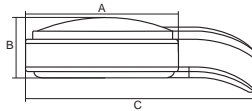
Benefits

- LED the WAY with Lighting that has become a Presidential Mandate.
- Put Light Anywhere. Requires No Wiring, Conduit or Electric Panels.
- All-Out-Wireless Means NO Energy Bills.
- Superior Optics.
- LEED Qualifiable in Several Areas, Including "Innovation in Design."
- 20-Year Solar Panel Warranty.

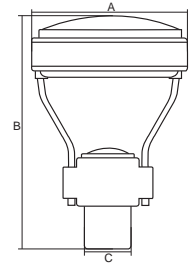
Fixture - Aria

Solar Vision

ARI-1



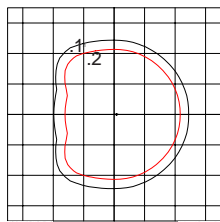
ARI-1-PT



Fixture	A	B	C	Max. Watts	Lbs	Fixture	A	B	C	Max. Watts	Lbs
ARI-1	20"	7¼"	28¼"	50w	41	ARI-1-PT	20"	29¾"	6"	50w	41.5

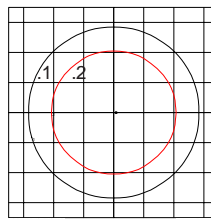
Model	Optics	Wattage	Source	Voltage	Mounting	Finish	Options
ARI-1 Low Profile	Type III (T3)	LED 50 (50) *Comes w/ 4 batteries.	LED (LED)	12 VDC (12VDC)	Arm Mount (AM)	Black (BK)	Painted Bars (PB) *For Post Top: Painted same color as housing. Bars come standard with chrome finish.
	Type V (T5)				Post Top (PT) *Slips over 3"Ø tenon x 4" tall with special threaded mounting plate.		

Isolux Curves



VISIONAIRE LIGHTING
ARIA-1-T3-50LED-SOL X 15.5 MT. HEIGHT

Horizontal Footcandles
Scale: 1 Inch = 15 Ft.
Light Loss Factor = 1.00
Total Lumens Per Luminaire = 3000
Mounting Height = 15.50 Ft
Maximum Calculated Value = 2.24 Fc
Arrangement: Single



VISIONAIRE LIGHTING
ARIA-1-T5-50LED-SOLAR X 15.5 MT. HEIGHT

Horizontal Footcandles
Scale: 1 Inch = 15 Ft.
Light Loss Factor = 1.00
Total Lumens Per Luminaire = 3158
Mounting Height = 15.50 Ft
Maximum Calculated Value = 1.89 Fc
Arrangement: Single

Solar Vision Pole™/Base



5.5 ft.

Solar Vision Pole™ Shaft

- Wraparound Flex solar panels.
- Not for use with in-line voltage.

Base

- Hinged door, with tamper-proof screws.

Finish

- All bases and poles are shot-blasted and cleaned to a near-white finish prior to painting. A Quali-Guard® textured thermoset polyester powder coat is then applied to a minimum of 3 millimeters and oven baked at a temperature of 400 degrees Fahrenheit to promote exceptional adherence and finish hardness.
- Pole finish is warranted for a full two (2) years.

Anchorage

- Hot rolled steel bar - minimum yield strength of 50,000 PSI. Bolts have "L" bend on one end and are threaded on the other end. Bolts are galvanized and are furnished with double nuts and washers. All Anchor Bolts are in accordance with ASTM A-153.

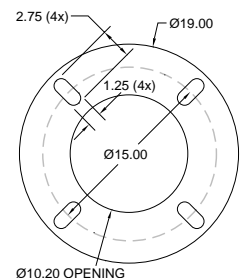
Solar Controller

- Variable-setting timer includes dusk-on/dawn-off.
- Temperature compensation protects batteries from over/under charging.

Rechargeable Gel Batteries

- 12VDC 30.5Ah each.
- 6-hour charge powers a night's use.
- 40 hours of illumination.
- -76 °F ambient temperature rating.

SOLAR VISION POLE™ BASE PLATE
1.00" THK. H.R.S.



Model	Height	Size	Gauge	Anchorage	Mounting	Finish	Features
SMR-1	Pole Height 15.5' (15.5) *Consult factory for taller poles.	5" O.D. Smooth (5RS)	Steel 5 Gauge (5G)	1" x 36" (136) *15 in. Bolt Circle. *Consult factory for Pole Base Template	Bolt on Arm (BOA) 3" Round Tenon (AT3)	Black (BK)	Solar Controller (SCMS)

For more detailed information on mounting, wiring, or installation instructions, please consult factory. Note that if Poles are not ordered with fixtures, please specify the mounting requirements. This document contains proprietary information of Visionaire Lighting, LLC. Any use of this information requires the written approval of Visionaire Lighting, LLC. In keeping with our TQM policy of continuous improvement, Visionaire reserves the right to change any specifications contained herein without prior notice.

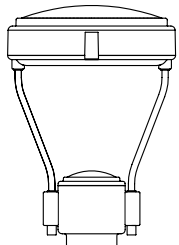


19645 Rancho Way • Rancho Dominguez, CA • 90220
Tel: (310) 512-6480 • Fax: (310) 512-6486
www.visionairelighting.com

Solar Vision Pole™/Base

Solar Vision

Aria Series – ARI-T3/T5-50 LED



Solar Powered
No Traditional Flat Panels
No Electricity Needed
Contemporary Appearance
 UL Listed
CSA

ARIA FIXTURE FEATURES

- Die cast aluminum housing and arm.
- Low profile, 7" overall fixture depth.
- 20" diameter fixture housing.
- 50 watt LED lighting.
- Type III and Type V IES patterns.
- 5-year LED warranty.

SOLAR VISION POLE™/BASE FEATURES

- Round, non-tapering 5" diameter steel pole.
- 5.5' base. Hinged access door with tamper-proof screws.

Wraparound Solar Flex Panels

- 20-year warranty.
- Durable material continuously mounted to pole with low profile, tamper-proof hardware.

Solar Controller

- Variable-timer settings include dusk-on/dawn-off.
- Temperature compensation protects batteries from over/under charging.

Rechargeable Gel Batteries

- 12VDC 30.5Ah each.
- 6-hour charge powers a night's use.
- 40 hours of continuous illumination.
- -76 °F ambient temperature rating.

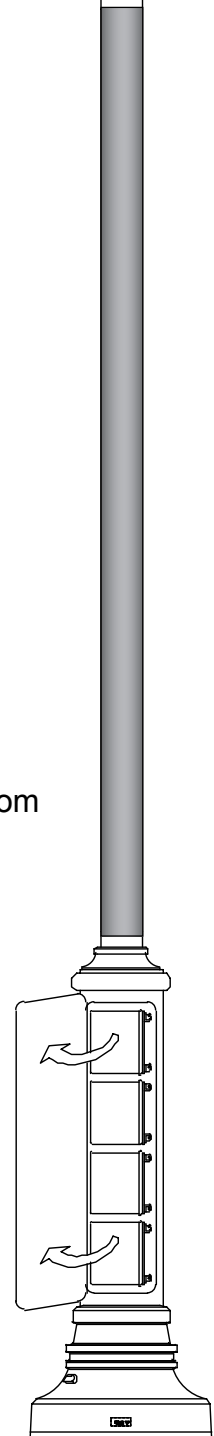
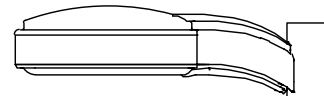
ARI-1-PT Post Top with SMR-1 Solar Vision Pole™

- Height: 15.5'
- Houses 4 rechargeable batteries

ARI-1 with SMR-1 Solar Vision Pole™

- Height: 15.5'
- Houses 4 rechargeable batteries

5.5 ft.



For more detailed information on mounting, wiring, or installation instructions, please consult factory. Note that if Poles are not ordered with fixtures, please specify the mounting requirements. This document contains proprietary information of Visionaire Lighting, LLC. Any use of this information requires the written approval of Visionaire Lighting, LLC. In keeping with our TQM policy of continuous improvement, Visionaire reserves the right to change any specifications contained herein without prior notice.

Solar Flex Fact Sheet



SMR-1 FEATURES

- High Temperature and Low Light Performance
- 20-Year Warranty on Power Output at 80%
- Multi-Contact Connectors
- Bypass Diodes for Shadow Tolerance
-  UL Listed to 600 VDC
- Meets IEC 61646 Requirements

PERFORMANCE CHARACTERISTICS

Rated Power (Pmax):

68W

Production Tolerance:

± 5%

CONSTRUCTION CHARACTERISTICS

Dimensions:

Length: 2849 mm (112.1")

Width: 394 mm (15.5")

Depth: 4 mm (0.2"), 16 mm (0.6") including junction box

Weight:

3.9 kg (8.7 lbs.)

By-pass Diodes:

Connected across every solar cell

Laminate Encapsulation:

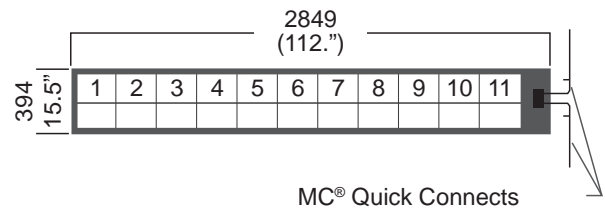
Durable ETFE (e.g. Tefzel®) high light-transmissive polymer

Adhesive:


Ethylene propylene copolymer adhesive-sealant with microbial inhibitor

Cell Type:

11 triple junction amorphous silicon solar cells
356 x 239 mm (14" x 9.4") connected in series



QUALIFICATIONS AND SAFETY

 Listed by Underwriter's Laboratories for electrical and fire safety (Class A Max. Slope 2/12, Class B Max. Slope 3/12, Class C Unlimited Slope fire ratings) for use in systems up to 600 VDC.

LAMINATE STANDARD CONFIGURATION

Photovoltaic laminate with potted terminal housing assembly with output cables and Multi-Contact (MC®) connectors.

ELECTRICAL SPECIFICATIONS

Standard Test Conditions

(1000 W/m², AM 1.5, 25 °C Cell Temperature)

Maximum Power (Pmax): 68 W

Voltage at Pmax (Vmp): 16.5 V

Current at Pmax (Imp): 4.1 A

Short-circuit Current (Isc): 5.1 A

Open-circuit Voltage (Voc): 23.1 V

Maximum Series Fuse Rating: 8 A

Temperature Coefficients

(at AM 1.5, 1000 W/m² irradiance)

Temp. Coefficient of Isc: 5.1 mA/K

Temp. Coefficient of Voc: -88 mV/K

Temp. Coefficient of Pmax: -143 mW/K

Temp. Coefficient of Imp: 4.1 mA/K

Temp. Coefficient of Vmp: -51 mV/K

Notes:

1. During the first 8-10 weeks of operation, electrical output exceeds specified ratings. Power output may be higher by 15%, operating voltage may be higher by 11% and operating current may be higher by 4%.
2. Electrical specifications (± 5%) are based on measurements performed at standard test conditions of 1000 W/m² irradiance, Air Mass 1.5, and cell temperature of 25 °C after stabilization.
3. Actual performance may vary up to 10% from rated power due to low temperature operation, spectral and other related effects. Maximum system open-circuit voltage not to exceed 600 VDC per UL.
4. Specifications subject to change without notice.