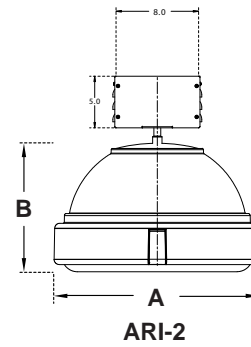


Aria - Ceiling Mount HID/INDUCTION

Project Name	Type
Catalog Number	



Dimensional Drawings



Fixture	A	B	Max. Watts	Lbs
ARI-2	20"	12½"	400 W	21
ARI-2-I	20"	12½"	165 W	19

The **Aria - Ceiling Mount** full cutoff HID and Induction parking garage luminaire from Visionaire Lighting utilizes the latest in Induction light source technology. It is an excellent choice for parking garages, indoor gymnasiums, warehouses and indoor retail spaces.

Lens: The lens is clear, tempered, flat glass; secured with galvanized retainers and fully sealed with a form-fitting, silicone gasket.



Housing: Die cast aluminum, permanently sealed and spun aluminum top features a die cast, tool-less entry door frame with one-piece, extruded silicone gasket. Vented remote box keeps the generator/ballast cool.

Finish: Durable Quali-Guard® textured thermoset polyester powder coat, oven-baked at a temperature of 400 °F to promote maximum adherence and finish hardness. Finish is guaranteed for two (2) years.

Optics: The multifaceted Vision™ Reflector System (U.S. Patent No. 7,213,948) is made of 95% anodized aluminum and features IES full cutoff, high-performance Type V distribution pattern. By spacing fewer fixtures more widely, the **Aria - Ceiling Mount** provides for substantial equipment, installation and energy cost savings.

Lamp: A selection of HID (100-400 watts) and Induction light sources (40-165 watts) are offered; including Pulse Start Metal Halide for superior efficiency, lumen maintenance and color rendition.

Ballast: **HID** – Premium HPF regulating autotransformer, available in High Pressure Sodium or EISA-compliant Pulse Start Metal Halide. **INDUCTION** – A high-efficiency, electronic generator operates at 120 thru 277 volts, 50 to 60 Hz, and is rated for -20 °C operation.

Model	Optics	Wattage	Source	Kelvin	Voltage	Mounting	Finish	Options
ARI-2 <small>*Dome top</small>	Type V (T5) 	HID 100 (100)	PS HPS		120 (1)	Ceiling Mount <small>*Specify overall stem length.</small> (CM)	Bronze (BZ)	Fusing <small>*Specify voltage Single in-line fuse (SF120) (SF277) Double in-line fuse (DF208) (DF240) (DF480)</small>
		150 (150)	PS HPS		208 (2)		White (WH)	
ARI-2-I	Pair with:  Aria Area fixture.	200 (200)	PS		240 (3)	M-Tap <small>*Multi-Tap ballast wired at 277 V unless specified. HID only</small> (6)	Forest Green (FG)	Vandal-Resistant Hardware <small>*Tamper-proof latch screw</small> (VRH)
		250 (250)	PS HPS		277 (4)		Grey (GY)	
		320 (320)	PS	4100K (41K)	480 <small>*Induction includes step-down transformer</small> (5)	Silver Metallic (SL)		
		400 (400)	PS HPS (P) (S)	5000K (5K)	347 <small>*Induction includes step-down transformer</small> (8)	Custom Color (CC)		
		<u>Globes</u> 55 (55G)	PS - Pulse Start Metal Halide HPS - High Pressure Sodium IND - Induction	4000K (4K)				
		85 (85G)						
		165 (165G)						

For more detailed information on mounting, wiring or installation instructions, please consult factory. If poles are not ordered with fixtures, please specify mounting requirements. This document contains proprietary information of Visionaire Lighting, LLC. Any use of this information requires the written approval of Visionaire Lighting, LLC. In keeping with our TQM policy of continuous improvement, Visionaire reserves the right to change any specifications contained herein without prior notice.



19645 Rancho Way • Rancho Dominguez, CA • 90220
Tel: (310) 512-6480 • Fax: (310) 512-6486
www.visionairelighting.com