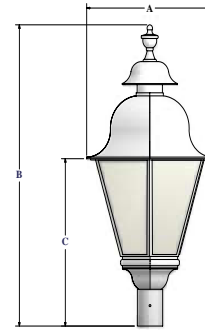


Project Name	Type
Catalog Number	

Santa Maria **NEW!**



Dimensional Drawings



Fixture	A	B	C	Max. Watts	Lbs
SML-1	13½"	28"	16"	150w	30
SML-2	21"	37"	20"	250w	39

The **Santa Maria** lantern presents a classic ornamental look with turn-of-the-century styling. Provides smooth, diffused illumination for safety and a comfortable lighting atmosphere. An attractive enhancement for parks and recreation areas, balustrades, pathways, street beautification projects, hotels, courtyards, main street revitalization programs, universities, resorts, boardwalks, shopping malls, and general site lighting.

The lens is tempered lightly diffused glass for diffused lighting. Optional clear glass for use with internal prismatic glass refractor. This fixture is made with decorative cast aluminum housing in two sizes designed for post top mounting.

The optics are prismatic borosilicate glass refractor for Type III or Type V distribution. Size two is available with a segmented reflector. A wide selection of light sources from 70 -175 watts are offered, including Pulse Start lamps for superior efficiency, lumen maintenance and color rendition.

Model	Optics	Wattage	Source	Voltage	Mounting	Finish	Options
SML-1	Glass Refractor	70 (70)	PS, HPS	120 (1)	Post Top (PT) <small>*Fits over 3" O.D. tenon **Consult factory for additional mounting options</small>	Bronze (BZ)	Button Type Photocell (PC120) (PC208) (PC240) (PC277)
	Type III (GR3)	100 (100)	PS, HPS	208 (2)		Black (BK)	
	Type V (GR5)	150 (150)	PS, HPS (P) (S)	240 (3)		White (WH)	Clear Lens (CL)
				277 (4)		Forest Green (GN)	
SML-2	Segmented Reflector <small>*Size 2 only</small>	175 (175)	PS	480 (5)		Grey (GY)	Fusing <small>*Specify voltage Single in-line fuse</small> (SF120) (SF277) <small>Double in-line fuse</small> (DF208) (DF240) (DF480)
	Type III (T3)	150 (150)	PS, HPS	347 (8)		Silver Metallic (SL)	
	Type V (T5)	100 (100)	(P) (S)			Custom Color (CC)	
			*LED available, consult factory				
			<small>PS - Pulse Start Metal Halide HPS - High Pressure</small>				

For more detailed information on mounting, wiring, or installation instructions, please consult factory. Note that if Poles are not ordered with fixtures, please specify the mounting requirements. This document contains proprietary information of Visionaire Lighting, LLC. Any use of this information requires the written approval of Visionaire Lighting, LLC. In keeping with our TQM policy of continuous improvement, Visionaire reserves the right to change any specifications contained herein without prior notice.



19645 Rancho Way • Rancho Dominguez, CA • 90220
Tel: (310) 512-6480 • Fax: (310) 512-6486
www.visionairelighting.com

Housing

- The Santa Maria features a high quality cast aluminum housing and decorative holder.
- All external hardware is stainless steel.

Lens and Door Assembly

- Lens is tempered glass, available clear, obscure, or lightly diffused.
- Fixture is silicone sealed with premium silicone gasketing for complete weather and insect protection and is secured with galvanized lens retainers.

Vision™ Optical System

- The Santa Maria size two features the patented Vision™ Reflector System, a high performance vertical lamp, multi-faceted, segmented, 95% reflectance anodized aluminum reflector, CNC cut and bent for precision and consistency. Available in Type II, III, and V cutoff IES distribution patterns.
- The Santa Maria offers a choice of prismatic borosilicate glass refractors for non-cutoff Type III or Type V distribution.

Quali-Guard® Finish

- Aluminum fixture components are chemically pretreated through a multiple stage washer and finished with an electrostatically applied, thermoset polyester powder coat textured paint with a minimum of 3 to 5 mils thickness. Finish is oven baked at a temperature of 400 degrees Fahrenheit to promote maximum adherence and finish hardness. All finishes are available in standard and custom colors.
- Finish is guaranteed for two (2) years.

Mounting

- The Santa Maria, a post-top lantern, mounts over a 4 inch O.D. tenon with a wide selection of decorative and custom mounting arms for both pole and wall mount applications (see Decorative Arms section of catalog).


Electrical Assembly

- All ballasts are premium CWA or HPF auto transformer, available in High Pressure Sodium and Pulse Start Metal Halide. Ballast is capable of providing consistent lamp starting down to -20 degrees Fahrenheit.
- Socket is a glazed porcelain medium or mogul base with nickel plated contacts, rated at 4KV.
- A wide selection of light sources from 70 through 175 watts are offered, including Pulse Start lamps for superior efficiency, lumen maintenance and color.

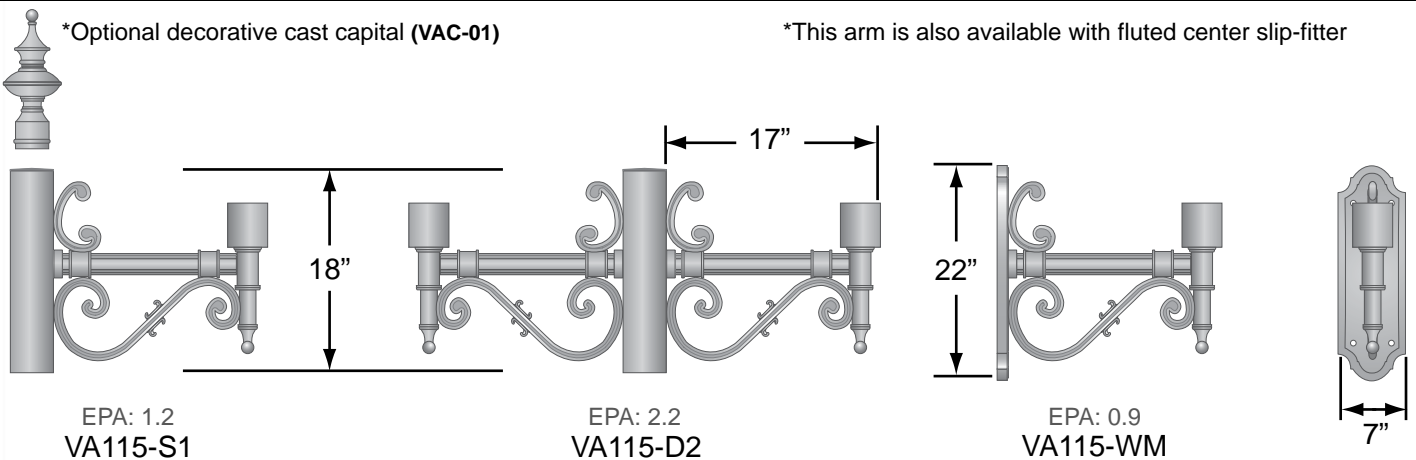
Options

- Button photocell
- Obscure lens
- Lightly diffused lens
- Fusing

Listings

- Santa Maria is  listed, suitable for wet locations.
- Dark Sky Friendly® by the International Dark Sky Association (SML-2 segmented reflector only).

Typical Decorative Arms



EPA Data

Fixture	Fixture Only	Fixture with VA115-S1	2 Fixtures with VA115-D2
SML-1	1.4	2.6	5.0
SML-2	2.8	4.0	7.8

