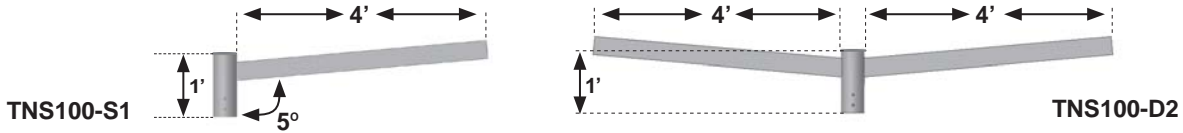


Project Name	Type
Catalog Number	

# TNS100

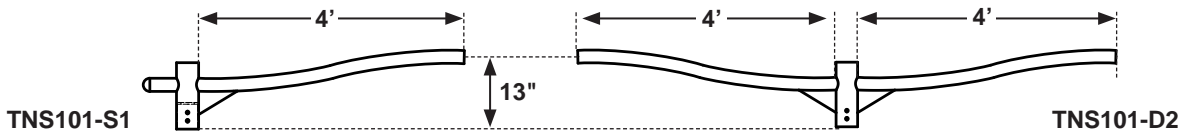


The **TNS100** tennis court mounting arm is constructed of 1½" x 3½" rectangular steel tubing. This arm can be made to slip over the following tenon (or pole) sizes: 3½" Ø, 4" Ø, 4½" Ø, and 5" Ø. The **TNS100** is available in the following pole mounting configurations: Single, Double 70°, Double 90°, Double 180°, Quad 70° and Quad 90°.

EPA	Single	Double
4'	1.2	2.4
5'	1.5	3.0

Model	Size or Length	Configuration	Pole or Tenon Size	Finish
TNS 100	4' 5'	Single (S1)	3" dia (3)	Black (BK)
		Double (D2)	3½" dia (3½)	Tennis Green (GN)
		Double 70° (D7)	4" dia (4)	Custom Color (CC)
		Double 90° (D9)	4½" dia (4½)	
		Quad 70° (Q7) Quad 90° (QD)	5" dia (5)	

# TNS101

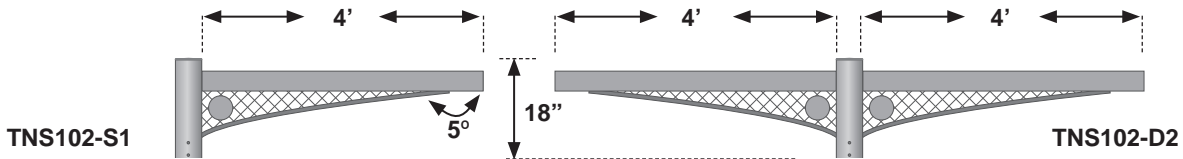


The **TNS101** architectural tennis court mounting arm is constructed of 2⅝" curved steel tubing. This arm can be made to slip over the following tenon (or pole) sizes: 3" Ø, 3½" Ø, 4" Ø, 4½" Ø and 5" Ø. The **TNS101** is available in the following pole mounting configurations: Single, Double 70°, Double 90°, Double 180°, Quad 70° and Quad 90°.

EPA	Single	Double
4'	1.1	2.2
5'	1.3	2.6

Model	Size or Length	Configuration	Pole or Tenon Size	Finish
TNS 101	4' 5'	Single (S1)	3" dia (3)	Black (BK)
		Double (D2)	3½" dia (3½)	Tennis Green (GN)
		Double 70° (D7)	4" dia (4)	Custom Color (CC)
		Double 90° (D9)	4½" dia (4½)	
		Quad 70° (Q7) Quad 90° (QD)	5" dia (5)	

# TNS102



The **TNS102** tennis-court-themed mounting arm is constructed of 1½" x 3½" rectangular steel tubing, and features a unique mesh tennis court net and ball design. This arm can be made to slip over the following tenon (or pole) sizes: 3½" Ø, 4" Ø, 4½" Ø, and 5" Ø. The **TNS102** is available in the following pole mounting configurations: Single, Double 70°, Double 90°, Double 180°, Quad 70° and Quad 90°.

EPA	Single	Double
4'	1.5	3.0
5'	1.7	3.4

Model	Size or Length	Configuration	Pole or Tenon Size	Finish
TNS 102	4' 5'	Single (S1)	3" dia (3)	Black (BK)
		Double (D2)	3½" dia (3½)	Tennis Green (GN)
		Double 70° (D7)	4" dia (4)	Custom Color (CC)
		Double 90° (D9)	4½" dia (4½)	
		Quad 70° (Q7) Quad 90° (QD)	5" dia (5)	

### Typical Tennis Mounting Configurations



For more detailed information on mounting, wiring or installation instructions, please consult factory. If poles are not ordered with fixtures, please specify mounting requirements. This document contains proprietary information of Visionaire Lighting LLC. Any use of this information requires the written approval of Visionaire Lighting, LLC. In keeping with our TQM policy of continuous improvement, Visionaire reserves the right to change any specifications contained herein without prior notice.



19645 Rancho Way • Rancho Dominguez, CA • 90220  
 Tel: (310) 512-6480 • Fax: (310) 512-6486  
 www.visionairelighting.com