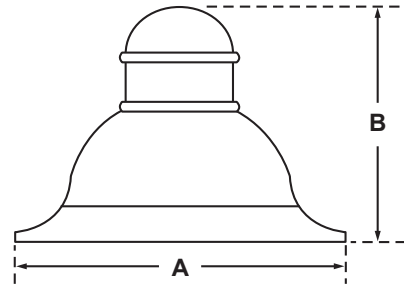


Monterey INDUCTION

Project Name	Type
Catalog Number	



Dimensional Drawings



Fixture	A	B	Max. Watts	Lbs
MON-1-I	20"	17.6"	85 W	40
MON-2-I	30"	24"	165 W	55

The **Monterey** blends decorative architectural styling with high-performance optics. The unique design captures the rustic look and feel of the southwest with a bell shape reflector shade and choice of elegant mounting arms. Provides the designer and owner the freedom to create a distinctive theme or signature look.

The advanced optical system provides highly efficient, vertical lamp, flat lens, full cutoff illumination for neighborhood-friendly, Dark-Sky approved outdoor lighting.

Available in two enclosure sizes with two distribution patterns. A wide selection of wattages from 35 through 165, for superior efficiency, lumen maintenance and color stability.

Applications include shopping centers, parking lots, and virtually any general outdoor area lighting.

More Products Available in the Monterey Series

MOS
Half-Scence
(Available in two sizes)



MON-M
Mini Scence



(See Wall and Ceiling Section)

Model	Optics	Wattage	Source	Kelvin	Voltage	Mounting	Finish	Options
MON-1-I	Type III (T3) 	Globes	IND (IND)	3000K (3K)	120 (1)	Arm Mount (AM)	Bronze (BZ)	Photocell & Receptacle <small>*Specify voltage</small> (PC120) (PC208) (PC240) (PC277) Photocell Receptacle <small>*w/shorting cap</small> (PER) Internal Light Shield (ILS) House Side Light Shield (LS)
		55G (55G)		5000K (5K)	208 (2)	Arm Mount Large <small>*For size 2 and 3 fixtures</small> (AML)	Black (BK)	
	85G (85G)	240 (3)		Wall Mount (WM)	White (WH)			
	Type V (T5) 	165G (165G) <small>*Size 2 only</small>		277 (4)	Forest Green (FG)			
MON-2-I		Tubes		480 <small>*Includes step-down transformer</small> (5)	480 <small>*Includes step-down transformer</small> (5)	Silver Metallic (SL)		
		70T (70T)		347 <small>*Includes step-down transformer</small> (8)	347 <small>*Includes step-down transformer</small> (8)	Weathered Brown (WB)		
		100T (100T)				Custom Color (CC)		
		150T (150T)						

IND - Induction

For more detailed information on mounting, wiring or installation instructions, please consult factory. If poles are not ordered with fixtures, please specify mounting requirements. This document contains proprietary information of Visionaire Lighting, LLC. Any use of this information requires the written approval of Visionaire Lighting, LLC. In keeping with our TQM policy of continuous improvement, Visionaire reserves the right to change any specifications contained herein without prior notice.



19645 Rancho Way • Rancho Dominguez, CA • 90220
Tel: (310) 512-6480 • Fax: (310) 512-6486
www.visionairelighting.com



Housing

- Quality one piece .080 spun aluminum shade and durable cast aluminum top cap in 2 housing sizes. External hardware is stainless steel.

Lens and Door Assembly

- One piece spun aluminum removable door assembly.
- Lens is clear tempered flat glass, secured by galvanized lens retainers. Fully gasketed with a form fitting one piece premium extruded silicone gasket to provide complete weather and insect protection.

Optical System

- Patented Vision™ series high performance, multi-faceted, segmented, 95% reflectance, anodized aluminum reflectors.
- Type III and Type V distribution patterns are available.
- Type III reflector is field rotatable in 90° increments.

Lamp Functionality

- Lamp life expectancy is up to 100,000+ hours.
- A choice of Kelvin temperature lamps are available for order.

Quali-Guard® Finish

- Aluminum fixture components are chemically pretreated through a multiple stage washer and finished with an electrostatically applied, thermoset polyester powder coat textured paint with a minimum of 3 to 5 mils thickness. Finish is oven baked at a temperature of 400 °F to promote maximum adherence and finish hardness. All finishes are available in standard and custom colors.
- Finish is guaranteed for two (2) years.

Mounting

- **Monterey** mounts to a wide selection of decorative and custom mounting arms for both pole and wall mount applications (see Mounting Arms section of catalog.)

Electrical Assembly

- All electrical components mounted to modular "Power Pad".
- Induction generator accepts 120 V through 277 V, 50 Hz to 60 Hz, input. Power factor of 90%. Rated for -20 °F operation
- Modular Quick Disconnect supplied to the lamp for ease of installation and maintenance.
- Available in Induction from 35 to 165 watts.

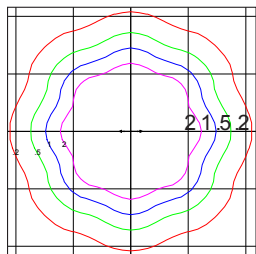
Options

- Button type photocell
- Internal light shield
- House side light shield
- Fusing

Listings

- Monterey is  listed, suitable for wet locations.
- Dark-Sky Friendly® certified by the International Dark-Sky Association (flat lens models with Type III or Type V reflectors).
- Powder Coated Tough™ 
- Vision™ Reflector System (U.S. Patent No. 7,213,948).

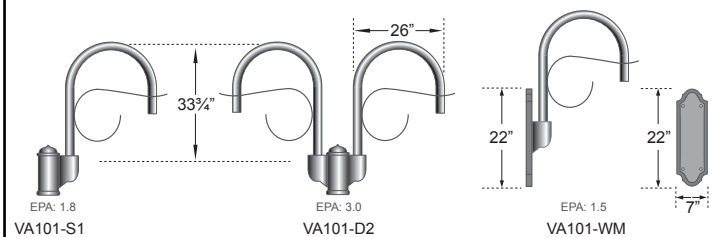
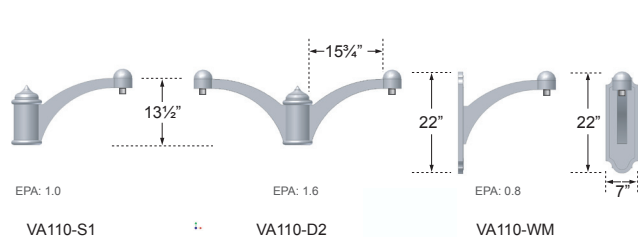
Isolux Curve



MONTEREY-2
TYPE V
INDUCTION OPTICS
165 WATTS

Scale: 1 Square = 25 ft
Initial Light Loss Factor = 1.00
Mounting Height = 18 ft
Arm Length = 3 ft
Arrangement: Single

Typical Decorative Arms



EPA Data

Fixture	Fixture Only	Fixture with VA110-S1	2 Fixtures with VA110-D2	Fixture with VA101-S1	2 Fixtures with VA101-D2
MON-1-I	1.2	2.2	4.1	3.0	5.5
MON-2-I	2.6	3.6	6.6	4.4	8.2



19645 Rancho Way • Rancho Dominguez, CA • 90220
Tel: (310) 512-6480 • Fax: (310) 512-6486
www.visionairelighting.com